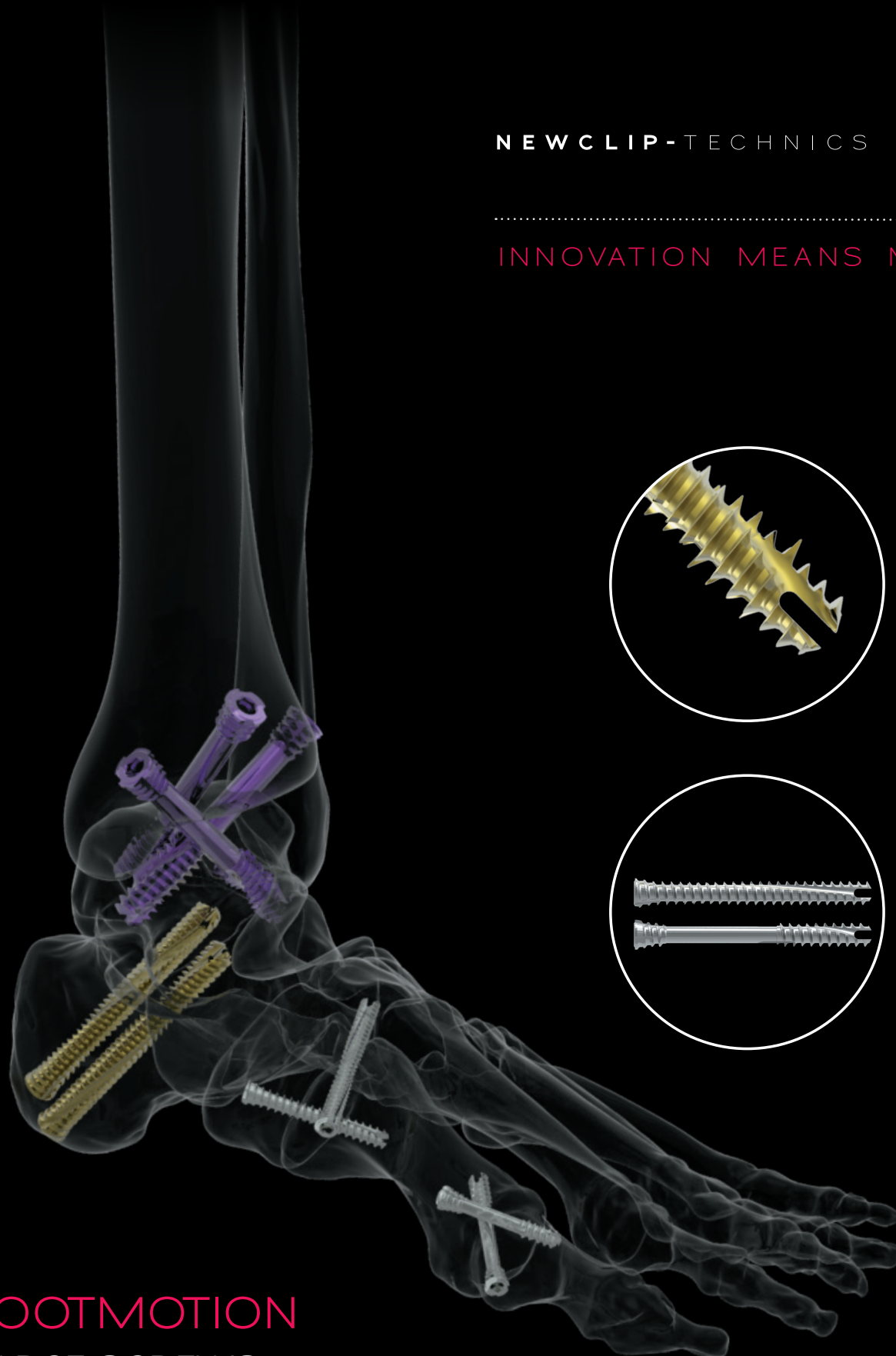




NEWCLIP-TECHNICS

INNOVATION MEANS MOTION



FOOTMOTION LARGE SCREWS

- ▶ Self-drilling and self-tapping cannulated screws
- ▶ 2 types of screws: positioning screw (fully threaded screw) and self-compressive screw (partially threaded screw)
- ▶ 3 diameters: Ø4.0 mm, Ø6.0 mm and Ø8.0 mm

FOOTMOTION LARGE SCREWS

INDICATIONS :

The implants of the Large Screws range are dedicated to the fixation of fractures, pseudarthroses, fusions and osteotomies of foot and ankle in adults. For complete indications of the Large Screws range, please refer to the instructions for use.

CONTRA INDICATIONS :

- Pregnancy.
- Acute or chronic, local or systemic infections.
- Lack of musculo-cutaneous cover, severe vascular deficiency touching the focus.
- Insufficient bone quality preventing a good fixation of the screws into the bone.
- Muscular deficit, neurological deficiency or behavioural disorders which could submit the osteosynthesis to abnormal mechanical strains.
- Foreign body sensitivity or allergy to one of the materials used.
- Patients with mental or neurological conditions who are unwilling or incapable of following post-operative care instructions.
- Patients with poor physical condition and/or mental instability.
- Patients with vascular deficit.

A COMPREHENSIVE RANGE OF IMPLANTS: 3 SCREW DIAMETERS


▷ Ø4.0 mm:

- **2 types of cannulated screws** available:
 - Partially threaded: self-compressive screw: *Thread length: 10-16 mm*
 - Fully threaded: non-compressive positioning screw
- **Lengths:**
 - Partially threaded screws: 26 to 38 mm (2 mm increment) and 40 to 50 mm (5 mm increment)
 - Fully threaded screws: 30 to 38 mm (2 mm increment) and 40 to 50 mm (5 mm increment)
- **Pin:** Ø1.3 mm




▷ Ø6.0 mm:

- **2 types of cannulated screws** available:
 - Partially threaded: self-compressive screw: *Thread length: 16-20 mm*
 - Fully threaded: non-compressive positioning screw
- **Lengths:** 40 to 100 mm (5 mm increment)
- **Pin:** Ø1.6 mm



▷ Ø8.0 mm:

- **2 types of cannulated screws** available:
 - Partially threaded: self-compressive screw: *Thread length: 16-20 mm*
 - Fully threaded: non-compressive positioning screw
- **Lengths:** 40 to 100 mm (5 mm increment)
- **Pin:** Ø2.5 mm



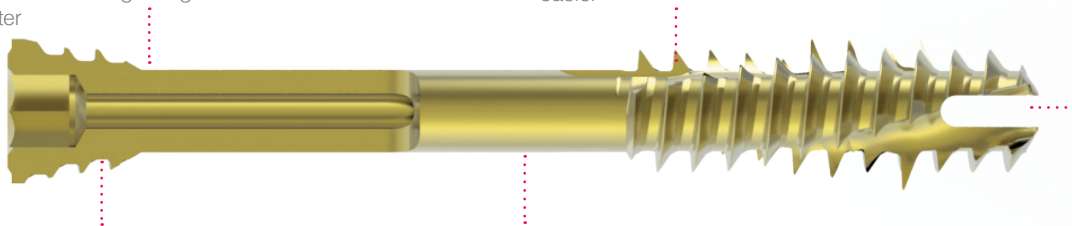
→ **The type of screw** to be used is up to the surgeon and depends on the indication:

- A positioning screw can be used in case of graft fixation or poor density bone,
- A self-compressive screw can be used for accurate control of compression.

TECHNICAL FEATURES

Reinforced core and optimized diameter of the cannula regarding the screw diameter

Reverse self tapping system, thus making the removal of the screw easier



Cylindro-conical design of the screw head allowing for gradual insertion into the cortical bone

Material: titanium alloy


Self-drilling and self-tapping systems on the screw extremity for shorter operating time

EASY-TO-USE, ERGONOMICALLY DESIGNED INSTRUMENTS

For illustration purpose, instrumentation dedicated to the Ø6.0 mm screws:



- ANC412: Extension stems (x2) for reamer and screwdriver tips
- ANC418: Reamer tip
- ANC421: Screwdriver tip



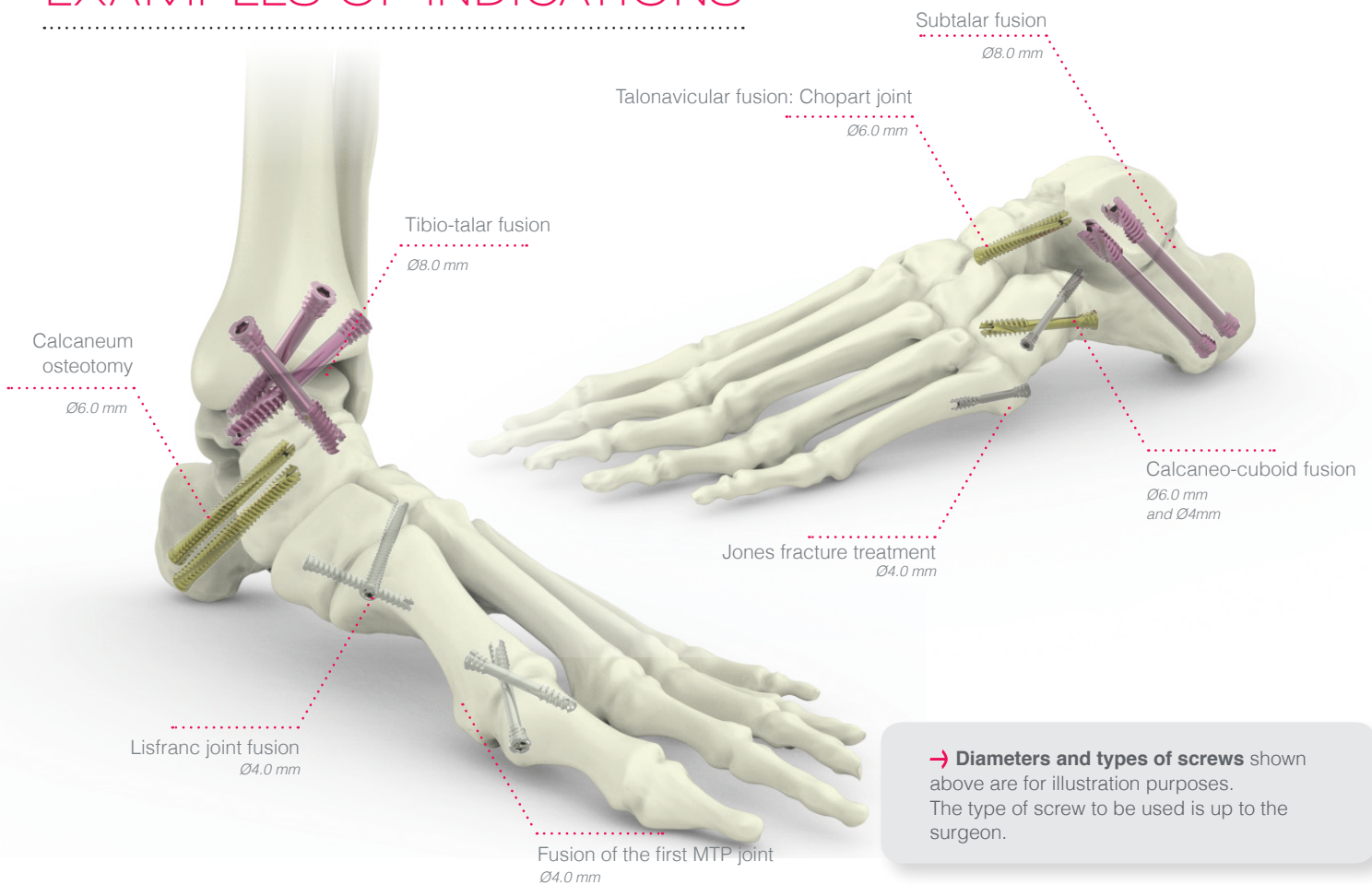
- ANC415: Graduated drill bit for reading of the drilling depth, at the rear of the soft tissue protection sleeve (ANC441)
- ANC429: K-wire guide
- ANC441: Soft tissue protection sleeve allowing for percutaneous surgical procedures

Instruments are available for each screw diameter, and identified with a silicone coloured ring matching the colour code of the screw:

- Ø4.0 mm: grey ring
- Ø6.0 mm: yellow ring
- Ø8.0 mm: pink ring



EXAMPLES OF INDICATIONS

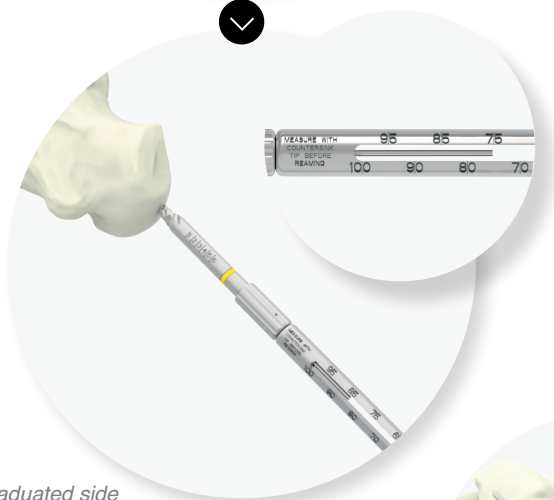


→ **Diameters and types of screws** shown above are for illustration purposes. The type of screw to be used is up to the surgeon.

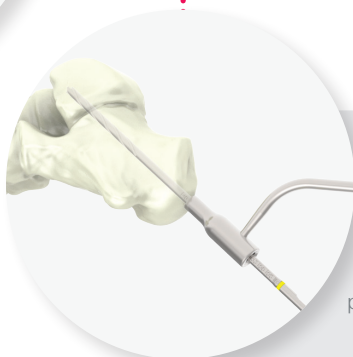
SURGICAL TECHNIQUE

→ EXAMPLE OF INDICATION: SUBTALAR FUSION

(Example of subtalar fusion surgical technique with Ø6.0 mm screws and associated instruments.)



Use the graduated side corresponding to the chosen screw diameter.



STEP 1

Screw the K-wire guide (ANC429) into the soft tissue protection sleeve (ANC441).
Insert the pin (33.0216.180) through the assembly and remove the latter.

STEP 2

Screw the reamer tip (ANC418) in the extension stem (ANC412).

STEP 3

Read the length of the screw on the measuring gauge of the extension stem (ANC412) at the rear of the pin.

NB: Screw length can be read on both sides of the extension stem:

Use the graduated side corresponding to the chosen screw diameter.

- 1 side is graduated for Ø4 mm screws



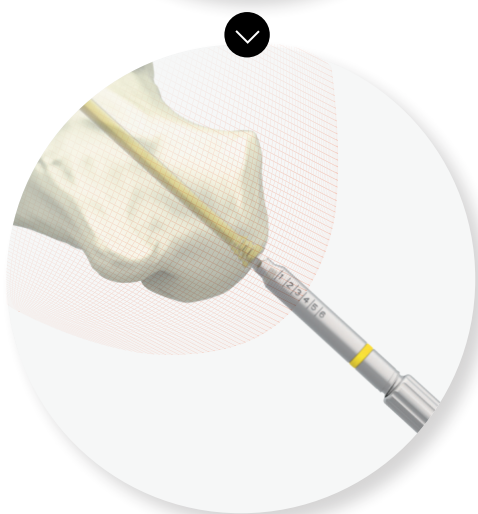
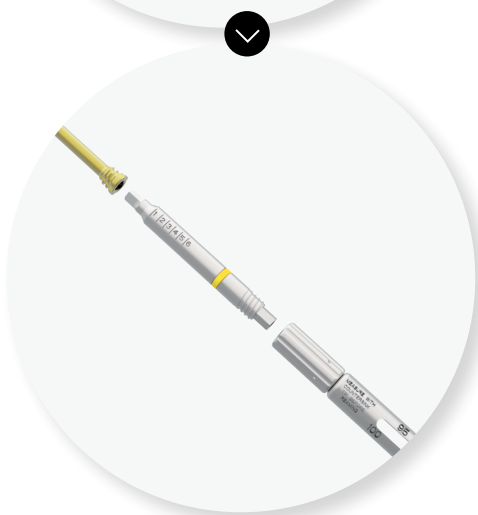
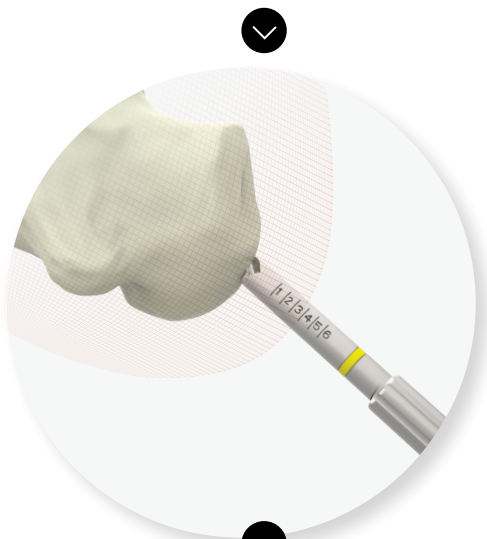
- 1 side is graduated for Ø6 and 8 mm screws



Remark:

In case of dense cortical bone, it is recommended to drill before the screw insertion.
The cannulated drill bit (ANC415) is inserted over the pin and through the soft tissue protection sleeve (ANC441).
Read the screw length on the drill bit, at the rear of the protection sleeve.

SURGICAL TECHNIQUE



STEP 4

Prepare the first cortical surface using the reamer tip + extension stem assembly (ANC418+ANC412) so that the screw head can be safely inserted.

To make the next steps easier, make a note of the number indicating the upper level of the skin.

STEP 5

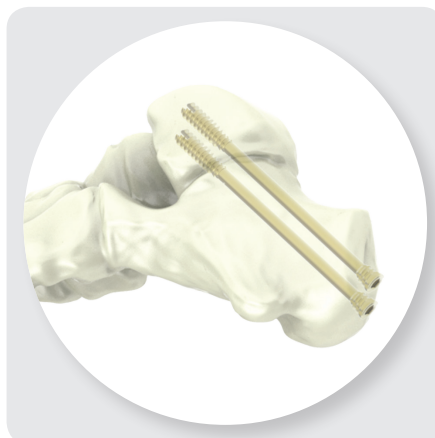
Screw the screwdriver tip (ANC421) into the 2nd extension stem (ANC412). Insert the screw over the pin using the screwdriver.

STEP 6

The number read on the gauge during the reaming phase (step 4) can be used as an indicator of the insertion depth: insertion is completed when the number is reached.


Remove the pin and check if the implant is on the same level or lower than the first cortical surface.

FINAL RESULT



IMPLANTS REFERENCES


→ Ø4.0 MM SCREWS



SELF-COMPRESSIVE SCREWS*

Ref.	Description
H1.4IFT4.0L26	Self-tapping self-compressive screw - Ø4.0 mm - cannulated 1.4 - L26 mm
H1.4IFT4.0L28	Self-tapping self-compressive screw - Ø4.0 mm - cannulated 1.4 - L28 mm
H1.4IFT4.0L30	Self-tapping self-compressive screw - Ø4.0 mm - cannulated 1.4 - L30 mm
H1.4IFT4.0L32	Self-tapping self-compressive screw - Ø4.0 mm - cannulated 1.4 - L32 mm
H1.4IFT4.0L34	Self-tapping self-compressive screw - Ø4.0 mm - cannulated 1.4 - L34 mm
H1.4IFT4.0L36	Self-tapping self-compressive screw - Ø4.0 mm - cannulated 1.4 - L36 mm
H1.4IFT4.0L38	Self-tapping self-compressive screw - Ø4.0 mm - cannulated 1.4 - L38 mm
H1.4IFT4.0L40	Self-tapping self-compressive screw - Ø4.0 mm - cannulated 1.4 - L40 mm
H1.4IFT4.0L45	Self-tapping self-compressive screw - Ø4.0 mm - cannulated 1.4 - L45 mm
H1.4IFT4.0L50	Self-tapping self-compressive screw - Ø4.0 mm - cannulated 1.4 - L50 mm

*Not anodized.




POSITIONING SCREWS*

Ref.	Description
H1.4GFT4.0L30	Self-tapping positioning screw - Ø4.0 mm - cannulated 1.4 - L30 mm
H1.4GFT4.0L32	Self-tapping positioning screw - Ø4.0 mm - cannulated 1.4 - L32 mm
H1.4GFT4.0L34	Self-tapping positioning screw - Ø4.0 mm - cannulated 1.4 - L34 mm
H1.4GFT4.0L36	Self-tapping positioning screw - Ø4.0 mm - cannulated 1.4 - L36 mm
H1.4GFT4.0L38	Self-tapping positioning screw - Ø4.0 mm - cannulated 1.4 - L38 mm
H1.4GFT4.0L40	Self-tapping positioning screw - Ø4.0 mm - cannulated 1.4 - L40 mm
H1.4GFT4.0L45	Self-tapping positioning screw - Ø4.0 mm - cannulated 1.4 - L45 mm
H1.4GFT4.0L50	Self-tapping positioning screw - Ø4.0 mm - cannulated 1.4 - L50 mm

*Not anodized.


→ Ø6.0 MM SCREWS



SELF-COMPRESSIVE SCREWS*

Ref.	Description
H1.7IFT6.0L40	Self-tapping self-compressive screw - Ø6.0 mm - cannulated 1.7 - L40 mm
H1.7IFT6.0L45	Self-tapping self-compressive screw - Ø6.0 mm - cannulated 1.7 - L45 mm
H1.7IFT6.0L50	Self-tapping self-compressive screw - Ø6.0 mm - cannulated 1.7 - L50 mm
H1.7IFT6.0L55	Self-tapping self-compressive screw - Ø6.0 mm - cannulated 1.7 - L55 mm
H1.7IFT6.0L60	Self-tapping self-compressive screw - Ø6.0 mm - cannulated 1.7 - L60 mm
H1.7IFT6.0L65	Self-tapping self-compressive screw - Ø6.0 mm - cannulated 1.7 - L65 mm
H1.7IFT6.0L70	Self-tapping self-compressive screw - Ø6.0 mm - cannulated 1.7 - L70 mm
H1.7IFT6.0L75	Self-tapping self-compressive screw - Ø6.0 mm - cannulated 1.7 - L75 mm
H1.7IFT6.0L80	Self-tapping self-compressive screw - Ø6.0 mm - cannulated 1.7 - L80 mm
H1.7IFT6.0L85	Self-tapping self-compressive screw - Ø6.0 mm - cannulated 1.7 - L85 mm
H1.7IFT6.0L90	Self-tapping self-compressive screw - Ø6.0 mm - cannulated 1.7 - L90 mm
H1.7IFT6.0L95	Self-tapping self-compressive screw - Ø6.0 mm - cannulated 1.7 - L95 mm
H1.7IFT6.0L100	Self-tapping self-compressive screw - Ø6.0 mm - cannulated 1.7 - L100 mm

*Anodized in light yellow.




POSITIONING SCREWS*

Ref.	Description
H1.7GFT6.0L40	Self-tapping positioning screw - Ø6.0 mm - cannulated 1.7 - L40 mm
H1.7GFT6.0L45	Self-tapping positioning screw - Ø6.0 mm - cannulated 1.7 - L45 mm
H1.7GFT6.0L50	Self-tapping positioning screw - Ø6.0 mm - cannulated 1.7 - L50 mm
H1.7GFT6.0L55	Self-tapping positioning screw - Ø6.0 mm - cannulated 1.7 - L55 mm
H1.7GFT6.0L60	Self-tapping positioning screw - Ø6.0 mm - cannulated 1.7 - L60 mm
H1.7GFT6.0L65	Self-tapping positioning screw - Ø6.0 mm - cannulated 1.7 - L65 mm
H1.7GFT6.0L70	Self-tapping positioning screw - Ø6.0 mm - cannulated 1.7 - L70 mm
H1.7GFT6.0L75	Self-tapping positioning screw - Ø6.0 mm - cannulated 1.7 - L75 mm
H1.7GFT6.0L80	Self-tapping positioning screw - Ø6.0 mm - cannulated 1.7 - L80 mm
H1.7GFT6.0L85	Self-tapping positioning screw - Ø6.0 mm - cannulated 1.7 - L85 mm
H1.7GFT6.0L90	Self-tapping positioning screw - Ø6.0 mm - cannulated 1.7 - L90 mm
H1.7GFT6.0L95	Self-tapping positioning screw - Ø6.0 mm - cannulated 1.7 - L95 mm
H1.7GFT6.0L100	Self-tapping positioning screw - Ø6.0 mm - cannulated 1.7 - L100 mm

*Anodized in gold.

IMPLANTS REFERENCES

→ Ø8.0 MM SCREWS



SELF-COMPRESSIVE SCREWS*

Ref.	Description
H2.7IFT8.0L40	Self-tapping self-compressive screw - Ø8.0 mm - cannulated 2.7 - L40 mm
H2.7IFT8.0L45	Self-tapping self-compressive screw - Ø8.0 mm - cannulated 2.7 - L45 mm
H2.7IFT8.0L50	Self-tapping self-compressive screw - Ø8.0 mm - cannulated 2.7 - L50 mm
H2.7IFT8.0L55	Self-tapping self-compressive screw - Ø8.0 mm - cannulated 2.7 - L55 mm
H2.7IFT8.0L60	Self-tapping self-compressive screw - Ø8.0 mm - cannulated 2.7 - L60 mm
H2.7IFT8.0L65	Self-tapping self-compressive screw - Ø8.0 mm - cannulated 2.7 - L65 mm
H2.7IFT8.0L70	Self-tapping self-compressive screw - Ø8.0 mm - cannulated 2.7 - L70 mm
H2.7IFT8.0L75	Self-tapping self-compressive screw - Ø8.0 mm - cannulated 2.7 - L75 mm
H2.7IFT8.0L80	Self-tapping self-compressive screw - Ø8.0 mm - cannulated 2.7 - L80 mm
H2.7IFT8.0L85	Self-tapping self-compressive screw - Ø8.0 mm - cannulated 2.7 - L85 mm
H2.7IFT8.0L90	Self-tapping self-compressive screw - Ø8.0 mm - cannulated 2.7 - L90 mm
H2.7IFT8.0L95	Self-tapping self-compressive screw - Ø8.0 mm - cannulated 2.7 - L95 mm
H2.7IFT8.0L100	Self-tapping self-compressive screw - Ø8.0 mm - cannulated 2.7 - L100 mm

*Anodized in light pink.



POSITIONING SCREWS*

Ref.	Description
H2.7GFT8.0L40	Self-tapping positioning screw - Ø8.0 mm - cannulated L2.7 mm - 40 mm
H2.7GFT8.0L45	Self-tapping positioning screw - Ø8.0 mm - cannulated L2.7 mm - 45 mm
H2.7GFT8.0L50	Self-tapping positioning screw - Ø8.0 mm - cannulated L2.7 mm - 50 mm
H2.7GFT8.0L55	Self-tapping positioning screw - Ø8.0 mm - cannulated L2.7 mm - 55 mm
H2.7GFT8.0L60	Self-tapping positioning screw - Ø8.0 mm - cannulated L2.7 mm - 60 mm
H2.7GFT8.0L65	Self-tapping positioning screw - Ø8.0 mm - cannulated L2.7 mm - 65 mm
H2.7GFT8.0L70	Self-tapping positioning screw - Ø8.0 mm - cannulated L2.7 mm - 70 mm
H2.7GFT8.0L75	Self-tapping positioning screw - Ø8.0 mm - cannulated L2.7 mm - 75 mm
H2.7GFT8.0L80	Self-tapping positioning screw - Ø8.0 mm - cannulated L2.7 mm - 80 mm
H2.7GFT8.0L85	Self-tapping positioning screw - Ø8.0 mm - cannulated L2.7 mm - 85 mm
H2.7GFT8.0L90	Self-tapping positioning screw - Ø8.0 mm - cannulated L2.7 mm - 90 mm
H2.7GFT8.0L95	Self-tapping positioning screw - Ø8.0 mm - cannulated L2.7 mm - 95 mm
H2.7GFT8.0L100	Self-tapping positioning screw - Ø8.0 mm - cannulated L2.7 mm - 100 mm

*Anodized in fuchsia.

Remark :

Please note that all implants are also available in sterile packaging. An "ST" code is added at the end of the reference.

Example: H1.7IFT6.0L50 – ST

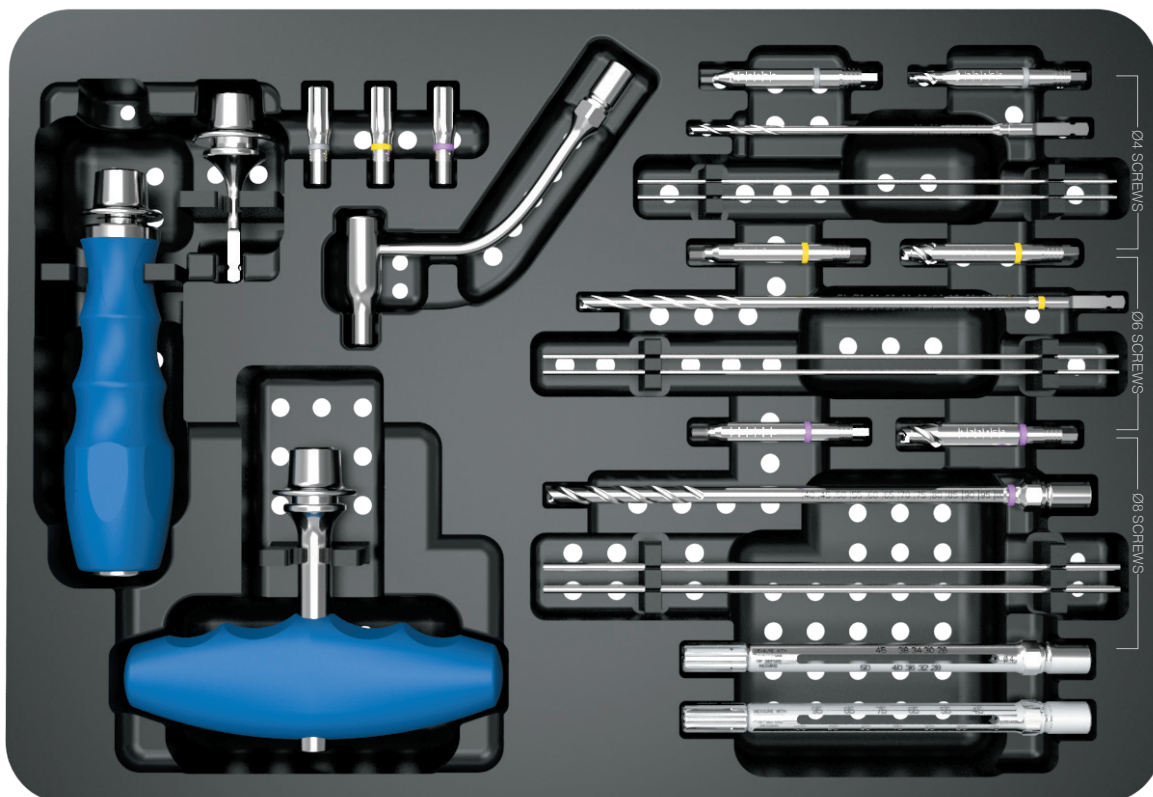
INSTRUMENTS REFERENCES

LARGE SCREWS INSTRUMENTS		
Ref.	Description	Qty
ANC412	Extension stem for Ø11 mm quick coupling connection	2
ANC414	Ø4.5 mm quick coupling drill bit Ø2.9 mm - cannula 1.4 mm - 125 mm	1
ANC415	Ø4.5 mm quick coupling drill bit Ø4.1 mm - cannula 1.7 mm - 170 mm	1
ANC416	Ø4.5 mm quick coupling drill bit Ø5.6 mm - cannula 2.7 mm - 170 mm	1
ANC417	Ø2.9 mm reamer tip - cannula 1.4 mm	1
ANC418	Ø4.1 mm reamer tip - cannula 1.7 mm	1
ANC419	Ø5.6 mm reamer tip - cannula 2.7 mm	1
ANC420	2.5 mm hexagonal screwdriver tip - cannula 1.4 mm	1
ANC421	3.5 mm hexagonal screwdriver tip - cannula 1.7 mm	1
ANC422	4.0 mm hexagonal screwdriver tip - cannula 2.7 mm	1
ANC428	Guide for Ø1.3 mm K-wire	1

LARGE SCREWS INSTRUMENTS		
Ref.	Description	Qty
ANC429	Guide for Ø1.6 mm K-wire	1
ANC430	Guide for Ø2.5 mm K-wire	1
ANC441	Soft tissue protection sleeve	1
33.0213.150	Pins - Ø1.3 L150 mm	6
33.0216.180	Pins - Ø1.6 L180 mm	6
33.0225.180	Pins - Ø2.5 L180 mm	6
ANC442	Ø11 mm straight handle quick coupling Ø7.6 mm cannulated	1
ANC443	Ø11 mm T-handle quick coupling Ø7.6 mm cannulated	1
ANC453	Adaptator Ø11 mm quick coupling connection - AO Small	1
30920	Prehensive plier	1*

(* for the non sterile screws.

→ INSTRUMENTS SET CONTENT



The information presented in this brochure is intended to demonstrate a NEWCLIP TECHNICS product. Always refer to the package insert, product label and/or user instructions before using any NEWCLIP TECHNICS product. Surgeons must always rely on their own clinical judgment when deciding which products and techniques to use with their patients. Products may not be available in all markets. Product availability is subject to the regulatory or medical practices that govern individual markets. Please contact your NEWCLIP TECHNICS representative if you have questions about the availability of NEWCLIP TECHNICS products in your area.



NEWCLIP TECHNICS
 PA de la Lande Saint Martin - 45 rue des Garottières
 44115 Haute Goulaine (France)
 Tél. : +33 (0)2 28 21 37 12 - Fax : +33 (0)2 40 63 37
 orders@newcliptechnics.com - www.newcliptechnics.com

NEWCLIP USA
 642 Larkfield Center
 Santa Rosa CA 95403, USA
 Phone : + 1 707 230 5078
 customerservice@newclipusa.com - www.newclipusa.com